

Scaled data based on original data using
LM-79-08 Approved Method: Electrical and Photometric Measurements of Solid-
State Lighting Products

Test Report Prepared for
Cooper Lighting Solutions
(formerly Eaton)

Brand: McGRAW-EDISON

Report Number: P594208

Luminaire Tested: **ISC-PA1D-730-U-5WQ**

Issue Date: 3/22/2022

Test Information

Test Method: LM-79-08
Report Number: P594208
TEST IS SCALED FROM IESNA LM-79-08 TEST DATA (G1-2201-510-14)
Test Lab: INNOVATION CENTER
Issue Date: 3/22/2022
Manufacturer: COOPER LIGHTING SOLUTIONS (FORMERLY EATON)
Product Line: McGRAW-EDISON
Catalog Number: ISC-PA1D-730-U-5WQ
Description: IMPACT ELITE LED CYLINDER LUMINAIRE
(1) 70 CRI, 3000K, 800mA LIGHT ENGINE WITH 24 LEDS AND TYPE V WIDE OPTICS
Light Source: -
Ballast/Driver: ELECTRONIC DRIVER

Summary

Lumens per Lamp: N/A
Luminaire Lumens: 7877 lumens
Efficiency: N/A
Efficacy: 125.0 lumens/watt
Luminous Opening: Rectangular (W 0.75' x L: 0.5' x H: 0')
IES Classification: Type V - Medium
BUG Rating: B3 - U0 - G2

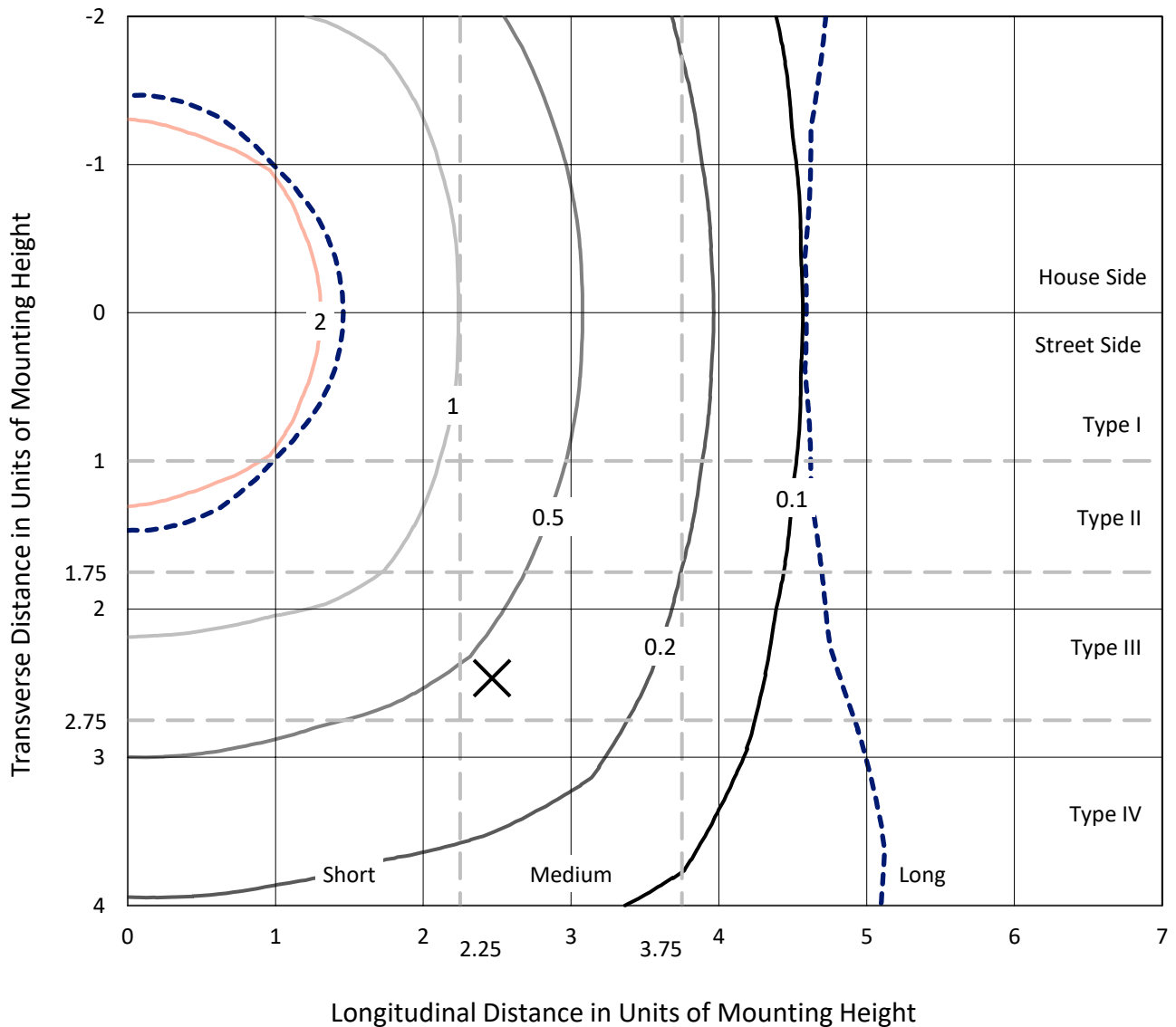
Input Watts (W): 63
Input Voltage (V): NR
Input Current (Ain): NR
Voltage Rise (V): NR
Power Factor: NR
Total Harmonic Distortion (THDi): NR
Frequency (hertz): 60
Stabilization Time: NR
Operation Time: NR
Ambient Temperature (°C): NR
Test Distance: 28.75 FT



REPORT NUMBER: P594208
 CATALOG NUMBER: ISC-PA1D-730-U-5WQ

Iso-Footcandle Lines of Horizontal Illumination

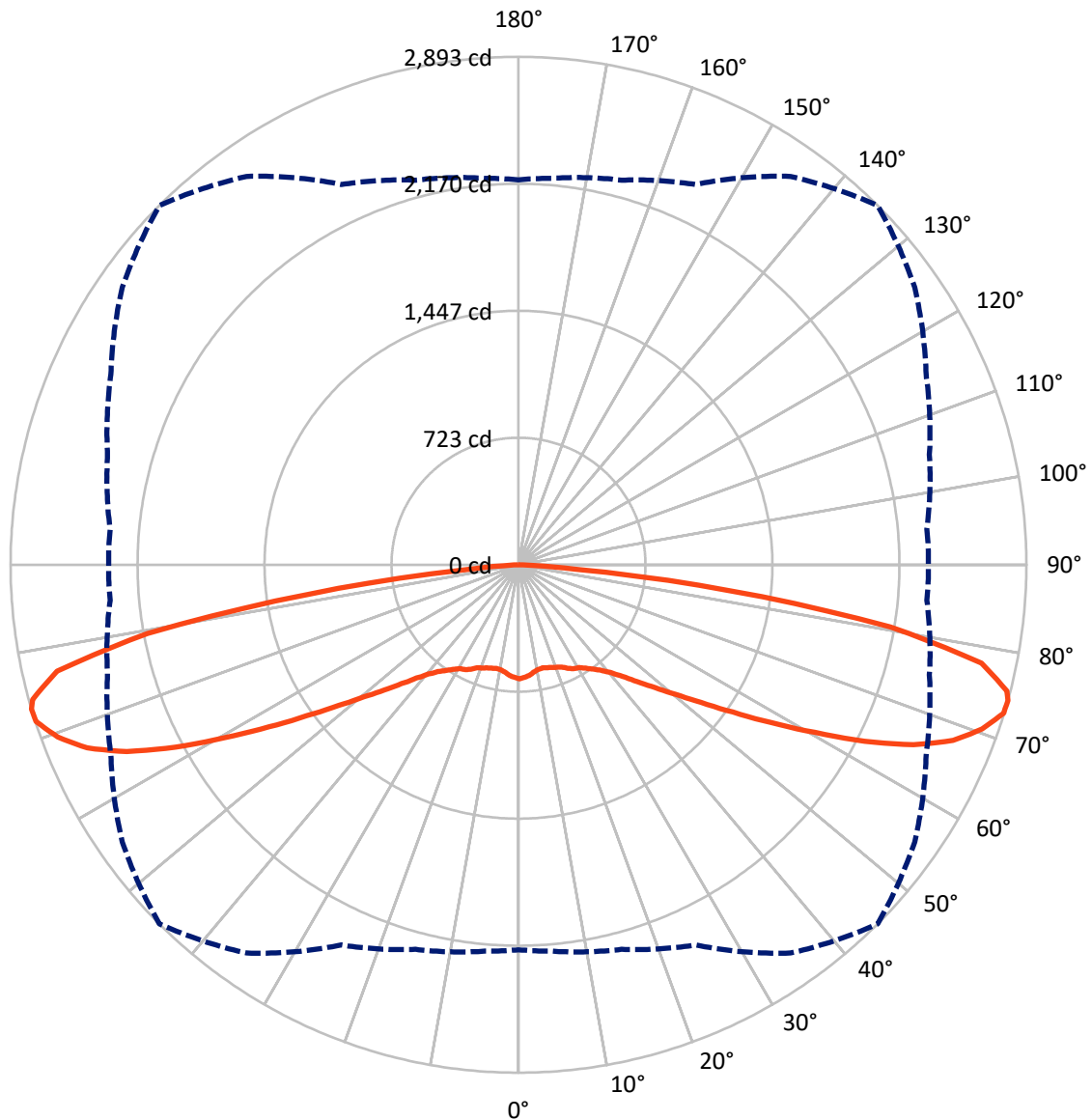
× Max cd
 - - - 1/2 Max cd



Based on 12 foot mounting height. Maximum calculated value = 4.5 fc
 Type V - Medium - N/A

REPORT NUMBER: P594208
CATALOG NUMBER: ISC-PA1D-730-U-5WQ

Luminous Intensity Polar Plot



— Vertical Plane Through 45-Deg Lateral - - - Horizontal Cone Through 74-Deg Vertical

REPORT NUMBER: P594208
 CATALOG NUMBER: ISC-PA1D-730-U-5WQ

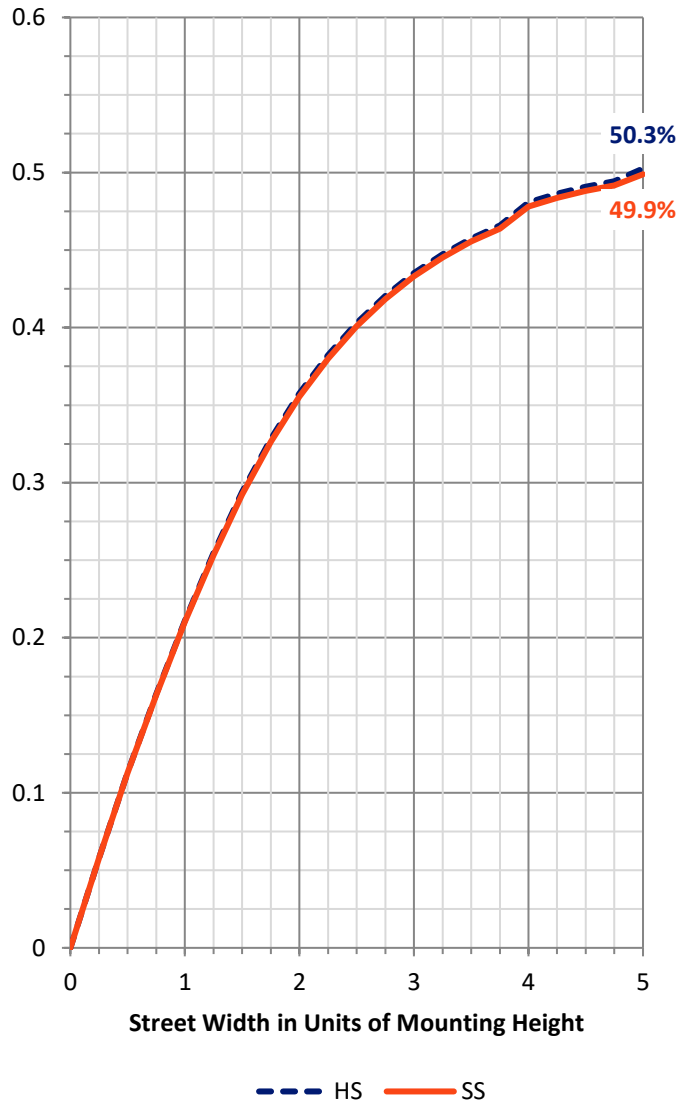
FLUX DISTRIBUTION:

		Downward	Upward	Total
House Side	Lumens	3938.5	0.0	3938.5
	% Fixture	50.0	0.0	50.0
Street Side	Lumens	3938.5	0.0	3938.5
	% Fixture	50.0	0.0	50.0
Total	Lumens	7877.0	0.0	7877.0
	% Fixture	100.0	0.0	100.0

ZONAL LUMENS:

Zone	Lumens	% Fixture
0°-10°	59.6	0.8
10°-20°	174.5	2.2
20°-30°	301.4	3.8
30°-40°	461.6	5.9
40°-50°	751.0	9.5
50°-60°	1302.3	16.5
60°-70°	2156.8	27.4
70°-80°	2333.6	29.6
80°-90°	336.3	4.3
90°-100°	0.0	0.0
100°-110°	0.0	0.0
110°-120°	0.0	0.0
120°-130°	0.0	0.0
130°-140°	0.0	0.0
140°-150°	0.0	0.0
150°-160°	0.0	0.0
160°-170°	0.0	0.0
170°-180°	0.0	0.0
0°-90°	7877.0	100.0
0°-180°	7877.0	100.0

Coefficient of Utilization



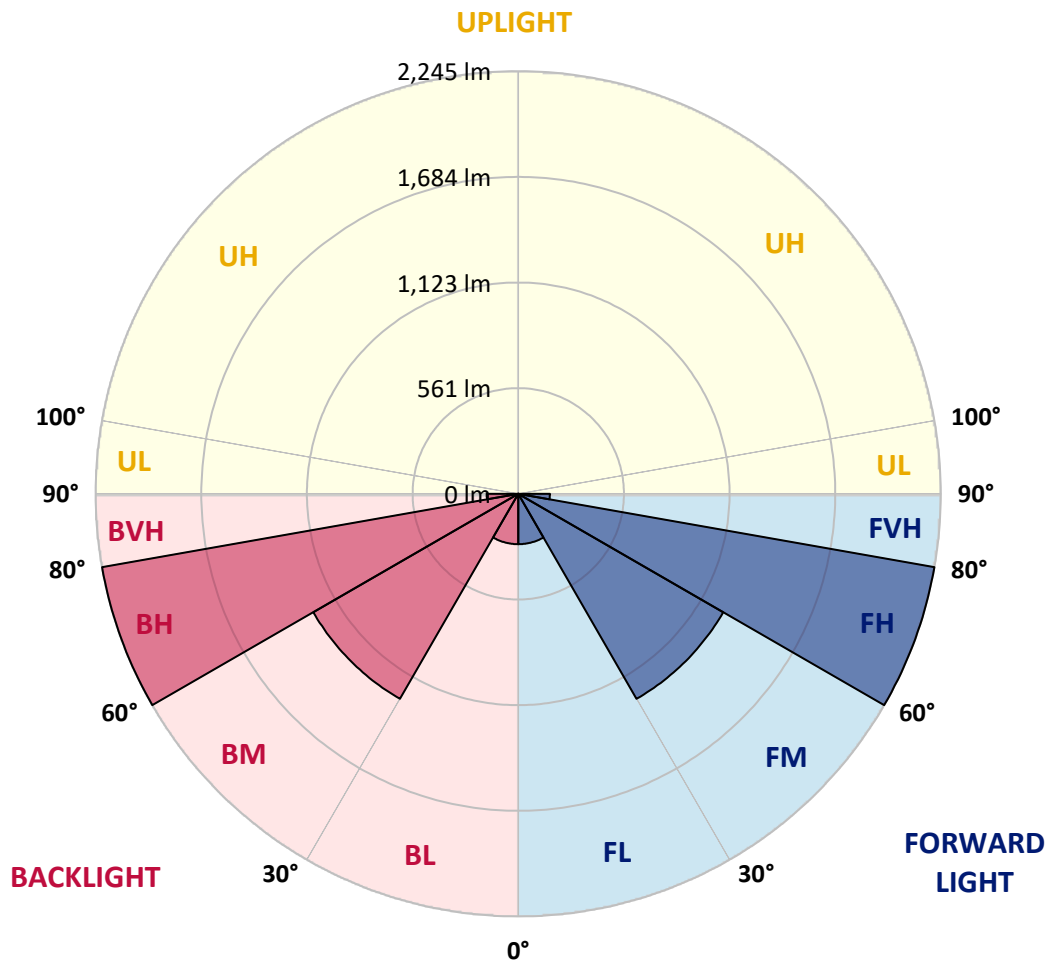
REPORT NUMBER: P594208
 CATALOG NUMBER: ISC-PA1D-730-U-5WQ

LUMINAIRE CLASSIFICATION SYSTEM LUMEN TABLE AND BUG RATING:

Zone	Lumens	% Fixture	Zone Rating/Lumen Limit		
			B	U	G
FL (0°-30°)	267.7	3.4			
FM (30°-60°)	1257.4	16.0			
FH (60°-80°)	2245.2	28.5			G2/5000
FVH (80°-90°)	168.1	2.1			G2/225
BL (0°-30°)	267.7	3.4	B1/500		
BM (30°-60°)	1257.4	16.0	B2/2500		
BH (60°-80°)	2245.2	28.5	B3/2500		G2/5000
BVH (80°-90°)	168.1	2.1			G2/225
UL (90°-100°)	0.0	0.0		U0/0	
UH (100°-180°)	0.0	0.0		U0/0	

BUG Rating: B3-U0-G2

Type V Medium





REPORT NUMBER: P594208
 CATALOG NUMBER: ISC-PA1D-730-U-5WQ

CANDELA DISTRIBUTION (FULL):

	0°	5°	15°	25°	35°	45°	55°	65°	75°	85°	90°
0°	649.8	649.8	649.8	649.8	649.8	649.8	649.8	649.8	649.8	649.8	649.8
2.5°	640.5	642.3	642.3	640.5	642.3	642.3	642.3	644.2	642.3	646.1	644.2
5°	631.1	631.1	633.0	631.1	631.1	633.0	631.1	634.8	633.0	636.7	633.0
7.5°	616.1	616.1	616.1	616.1	618.0	618.0	618.0	621.7	621.7	621.7	619.9
10°	612.4	610.5	610.5	606.8	606.8	606.8	604.9	610.5	612.4	616.1	614.2
12.5°	614.2	614.2	610.5	606.8	604.9	603.0	603.0	608.6	614.2	616.1	616.1
15°	621.7	621.7	616.1	608.6	608.6	608.6	606.8	608.6	618.0	621.7	618.0
17.5°	627.4	625.5	619.9	616.1	616.1	614.2	614.2	614.2	619.9	625.5	625.5
20°	636.7	636.7	629.2	625.5	625.5	623.6	621.7	619.9	625.5	633.0	631.1
22.5°	649.8	646.1	640.5	636.7	634.8	633.0	629.2	631.1	634.8	640.5	640.5
25°	659.2	659.2	653.6	651.7	653.6	653.6	648.0	644.2	646.1	651.7	651.7
27.5°	662.9	662.9	659.2	659.2	666.7	670.4	662.9	655.4	651.7	657.3	655.4
30°	677.9	677.9	674.2	672.3	677.9	679.8	676.0	670.4	668.6	674.2	672.3
32.5°	704.1	702.3	696.6	691.0	692.9	702.3	694.8	692.9	692.9	698.5	700.4
35°	734.1	730.4	724.7	719.1	721.0	730.4	722.9	722.9	724.7	732.2	732.2
37.5°	777.2	773.4	765.9	752.8	751.0	762.2	760.3	762.2	769.7	773.4	777.2
40°	824.0	822.1	812.8	801.5	799.6	807.1	809.0	812.8	820.2	824.0	825.9
42.5°	891.4	887.7	872.7	861.4	859.6	868.9	872.7	876.4	885.8	889.5	893.3
45°	973.8	971.9	955.1	942.0	936.4	949.5	949.5	953.2	962.6	970.1	970.1
47.5°	1063.7	1061.8	1048.7	1033.7	1035.6	1045.0	1043.1	1045.0	1052.5	1059.9	1065.6
50°	1164.8	1159.2	1144.2	1140.5	1149.8	1159.2	1151.7	1149.8	1161.1	1164.8	1162.9
52.5°	1275.3	1269.7	1262.2	1262.2	1284.7	1301.5	1295.9	1279.1	1279.1	1277.2	1275.3
55°	1406.4	1402.7	1400.8	1410.1	1447.6	1481.3	1460.7	1428.9	1415.8	1408.3	1412.0
57.5°	1543.1	1533.7	1550.6	1571.2	1646.1	1694.8	1663.0	1603.0	1584.3	1569.3	1561.8
60°	1681.7	1677.9	1702.3	1751.0	1857.7	1940.1	1897.0	1797.8	1764.1	1730.4	1730.4
62.5°	1816.5	1812.8	1848.4	1923.3	2091.8	2213.5	2134.9	2009.4	1943.9	1893.3	1885.8
65°	1979.4	1973.8	2013.2	2093.7	2318.4	2472.0	2372.7	2207.9	2129.3	2060.0	2050.6
67.5°	2112.4	2112.4	2164.8	2264.1	2509.4	2670.5	2546.9	2404.5	2312.8	2241.6	2234.1
70°	2239.7	2251.0	2290.3	2387.7	2655.5	2801.6	2689.2	2561.9	2479.5	2408.3	2400.8
72.5°	2294.1	2309.0	2348.4	2443.9	2719.2	2889.6	2758.5	2612.4	2524.4	2453.2	2443.9
74°	2192.9	2209.8	2267.8	2389.6	2700.4	2893.3	2754.7	2561.9	2423.3	2335.3	2335.3
75°	2078.7	2101.2	2170.5	2301.5	2661.1	2872.7	2715.4	2481.3	2288.4	2185.4	2191.1
77.5°	1603.0	1651.7	1726.6	1932.6	2387.7	2696.7	2413.9	1990.7	1681.7	1528.1	1524.4
80°	456.9	524.4	694.8	1153.6	1814.6	2148.0	1773.4	1177.9	831.5	633.0	608.6
82.5°	110.5	129.2	177.9	325.8	775.3	1213.5	878.3	385.8	232.2	151.7	121.7
85°	46.8	50.6	80.5	112.4	213.5	322.1	204.1	131.1	95.5	43.1	41.2
87.5°	16.9	18.7	30.0	30.0	44.9	26.2	46.8	31.8	33.7	11.2	11.2
90°	0.0	0.0	0.0	0.0	0.0	0.0	0.0	0.0	0.0	0.0	0.0

(END OF REPORT)